

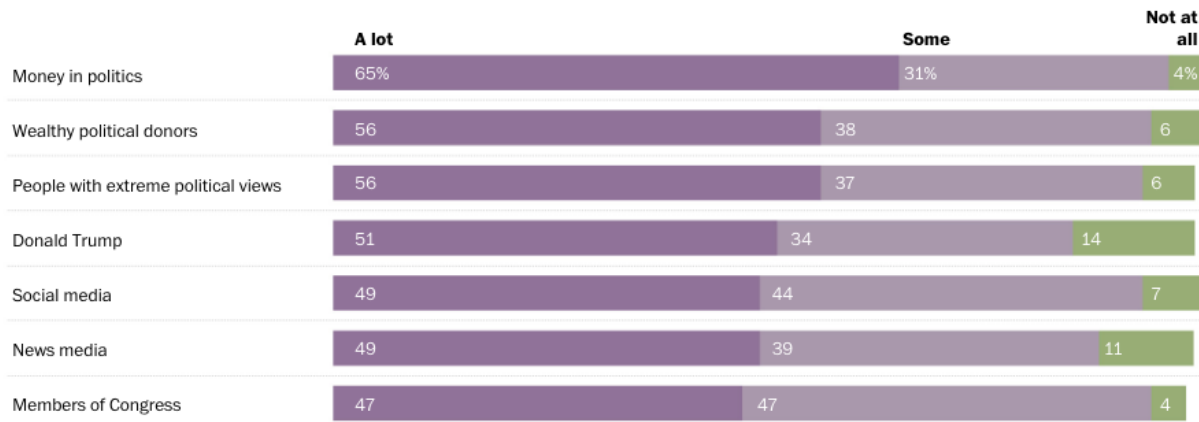
Money in Politics is the Top Issue facing America Today

Washington Post-University of Maryland Democracy Poll, Sept. 27-Oct. 5, 2017

Most Americans say politics have reached a dangerous new low point
And 96% blame money in politics for causing dysfunction in our political system.


How much, if at all, do you blame each of the following for causing dysfunction in the U.S. political system?

'No opinion' not shown.



<https://www.washingtonpost.com/graphics/2017/national/democracy-poll>

Top 10 Fears of 2017



Above are the 10 fears for which the highest percentage of Americans reported being *afraid* or *very afraid*.

Government
Environment
Economic
Man-made Disasters

The Chapman University Survey of American Fears 2017

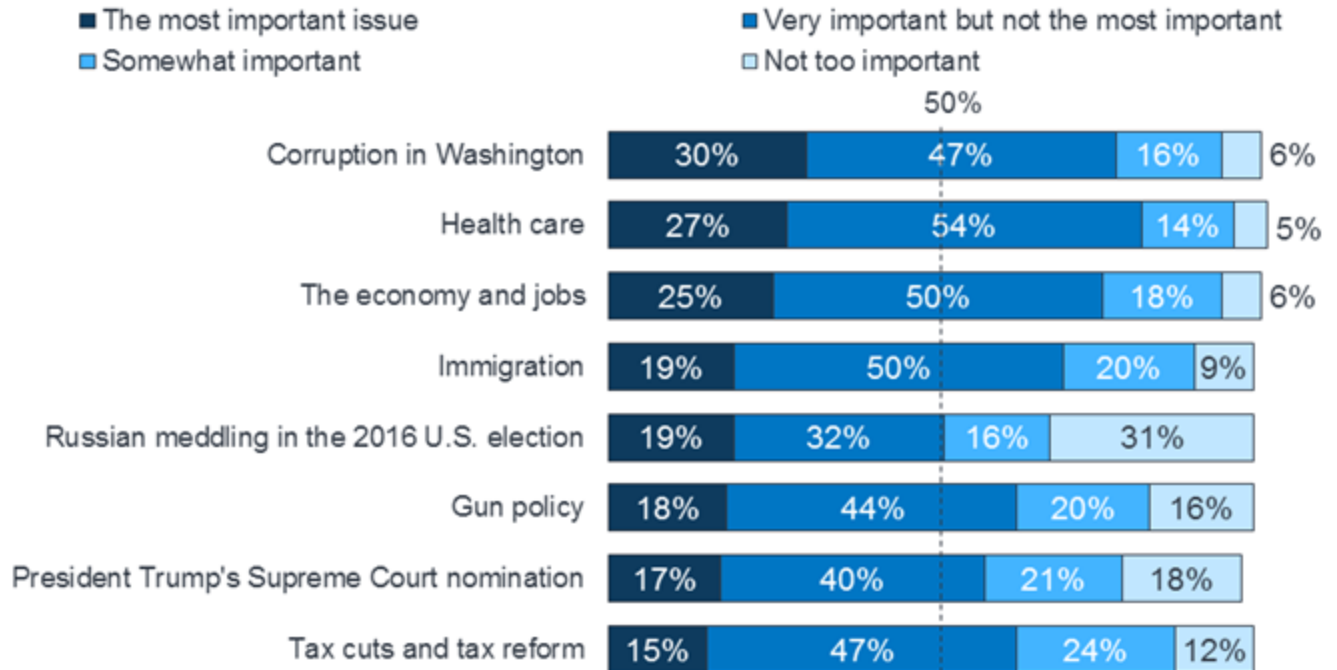
CHAPMAN UNIVERSITY
ORANGE, CALIFORNIA

<https://blogs.chapman.edu/wilkinson/2017/10/11/americas-top-fears-2017/>

Figure 1

Corruption In D.C., Health Care Are What Voters Want To Hear 2018 Candidates Talk About

REGISTERED VOTERS: How important do you think it is for 2018 candidates to talk about each of the following?



NOTE: "Not at all important (Vol.*)" and Don't know/Refused responses not shown. Question wording abbreviated. See topline for full question wording.
SOURCE: KFF Health Tracking Poll (conducted August 23-28, 2018)



<https://www.kff.org/health-reform/poll-finding/kaiser-health-tracking-poll-late-summer-2018-the-election-pre-existing-conditions-and-surprises-on-medical-bills/>

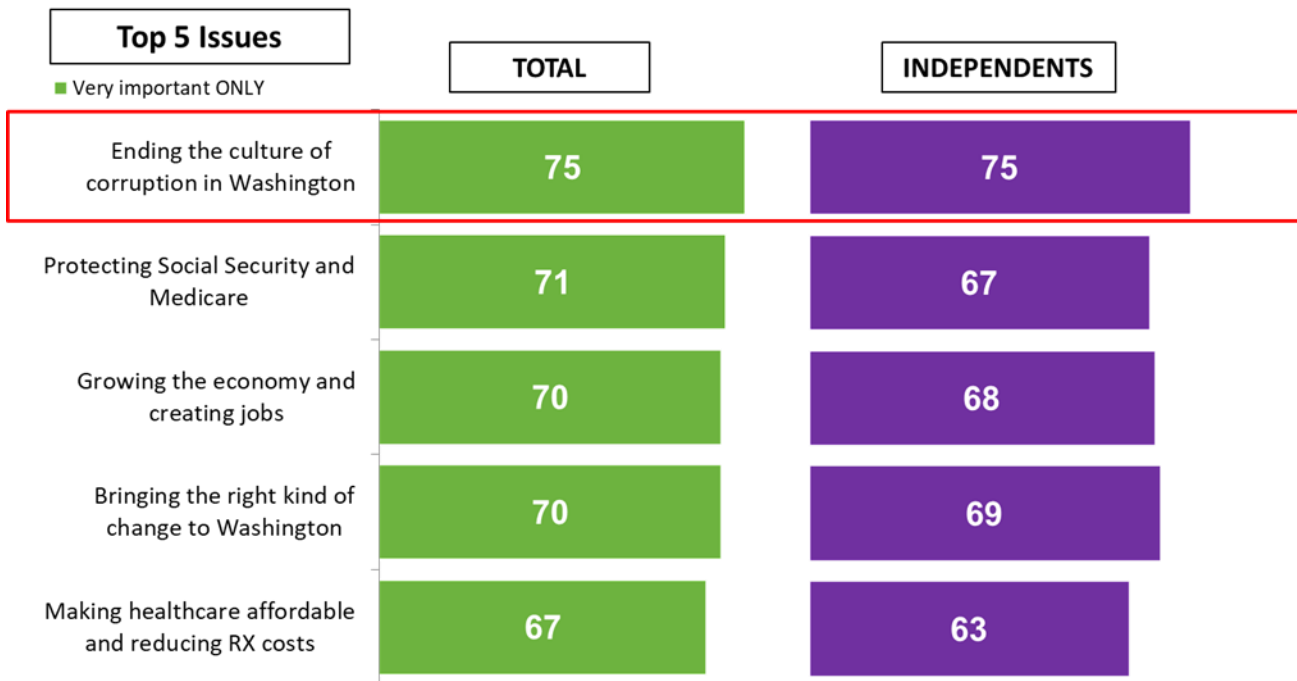
The September 2018 WSJ/NBC poll showed that 77% of surveyed registered voters said that "Reducing the influence of special interests and corruption in Washington" is either the most important or a very important issue facing the country.

http://media1.s-nbcnews.com/i/today/z_creative/18955%20NBCWSJ%20September%20Poll.pdf

Three generations say honesty in government is no. 1 issues

	Millennials	Gen X	Boomers
Honesty in government	78%	88%	91%
Jobs and the economy	74%	88%	88%
Health care	71%	81%	81%
Social Security	63%	76%	88%
Medicare	60%	71%	85%
Access to quality education	73%	79%	77%

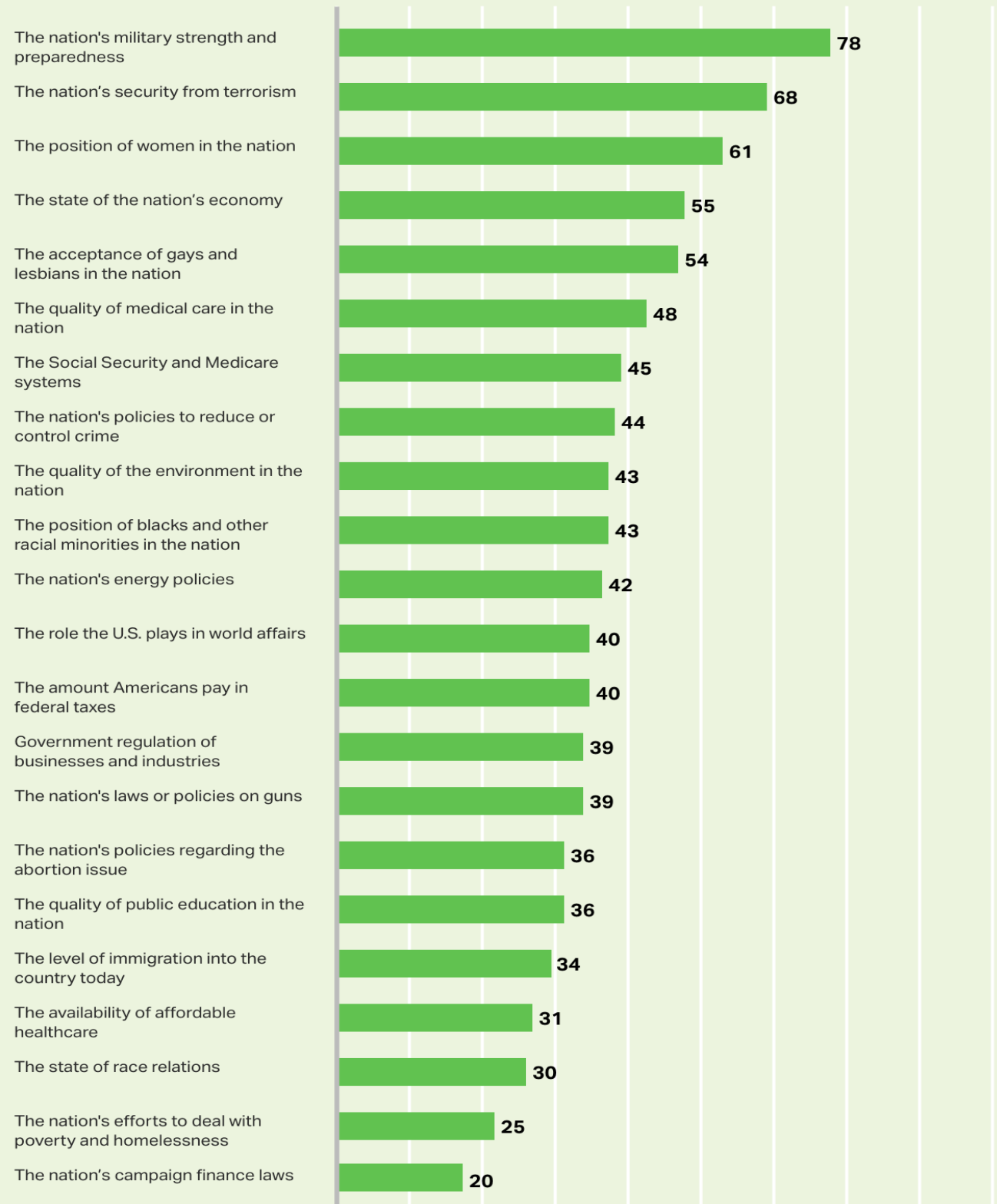
<https://www.aarp.org/research/topics/economics/info-2018/three-generations-survey.html>



<https://wiuta.org/wp-content/uploads/2019/01/ECU-Post-Elect-Public-Memo-FINAL-112018.pdf>

Americans' Satisfaction Levels With the State of the Nation

■ % Very/Somewhat satisfied



GALLUP, JAN. 2-10, 2019